

DO
YOU



love Me?

*A fisherman's
true story*



**KIDS
CAMP
2015**
Teacher's Guide

Go fishing!

Beginner



1. Note from our Pastor	3
2. Team Introduction	4
3. How to Prepare	5
4. How to use this book	6
5. Kids Camp Theme intro.....	7
6. Camp Schedule	8
7. Day 1	9
8. Day 2	13
9. Day 3	17
10. Day 4	21
11. Day 5	25
12. Appendix.....	29



Note from our Pastor

Beloved brothers and sisters who serve the Lord through Children's ministry, you are privileged! Because you are doing the ministry which Christ loved, you are greatly privileged!

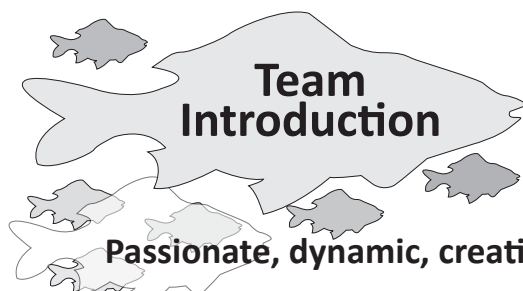
Beginner teachers, may you be used as a tool to transform active and playful kids to Jesus lovers. Primary teachers, may you inspire energetic primary kids to fear Jesus and to love Him. May God bless the junior teachers who trigger the salvation work of Christ in the little ones. Those of you who handle logically reasoning Inter and Senior students, you are privileged because you will be like sign posts to point them in the right direction as they stumble over their cross-roads.

May everyone who participates as a teacher, volunteer, prayer partner, financial supporter and the Church that does this great ministry be blessed! May God bless our dear daughter, Linda Shiny for framing the lessons and contents under the theme 'Do you love me?' and everyone who supported her in authoring and organizing this great work. My hearty blessings go with Bethel A.G (Kolathur, Chennai) church members who stood behind this effort selflessly. May God bless our dear son, Jim David and his team for composing and recording amazing songs for this year's camp.

Come let's join together and build Children's ministry for Christ!

In Christ,

Rev. J. Devadasan



Passionate, dynamic, creative, fun-filled, God-crazy...

Yeah! That's Kids camp team. We are a vibrant team from different cultures, age groups and denominations working together for the same purpose - to glorify God by introducing Jesus to kids in a way they understand.



Author:
Linda Finney

Contributing Authors:

- Vahitha Magdaline
- Nellai Raja

Editors:

- Rev.J.Devadasan
- Steavy Arun

Proofreaders:

- John Finney
- Hasheela
- Elizabeth
- Bavya Angeline

Graphic Designers:

- Annie Hepizbha
- Stephen Santhosh
- Linda Finney

Translators:

- Navanitham
- Agnus Sam
- Nellai Raja
- Malliga Anand
- Sheeba Sebastin

Media Manager

- Jim David

Production Managers:

- Vahitha Magdaline
- Suganthi Asirvatham
- Ragini Rachel

Production Team:

- Shanthi Nayagam
- Priyanka.R
- Stephen
- Mercy.R
- Esther.K
- Priya C.M
- Esther.S
- Raja A.V
- Giftson





Hey! As you prepare for the exciting week of Kids camp, we pray that God will use you to transform the kids of your class. Never forget that the seed you sow in them will not go in vain.

Here are some tips we would love to give you:

- **Know your students:**

Having a clear understanding about the general characteristics of the kids you will be handling is one of the most important sections in preparation. The previous section, 'A Letter to our teacher' and the 'Tip' and 'Attention!' boxes throughout this book might be of great help. For further reference, you can always Google.

- **Know your lessons:**

We have provided lesson plans including activities, crafts and games for each day. So, all that is required is a thorough study of the material well in advance. As they say, 'Practice makes a man perfect'. Rehearsing the whole lesson in front of the mirror before you go to the kids gives you confidence like nothing else. It keeps you focused on the lesson and lets you plan for the time you need for each session of the class. It protects you from being someone who cribs that time was insufficient or the time was surplus for the session. We encourage you to use as many props as possible to help the kids understand better. Check out the 'Use me' boxes for more ideas.

- **Know your Boss:**

You will be working under a kid's director and the Pastor. Usually the mentality of someone who volunteered to do the ministry is this, "I have volunteered for this and I am doing them a favor. They should accept whatever I do" but the servant's mentality is this "I am obliged to do this as asked. I have got to give my best.". You may have volunteered, but once you have committed, your role changes to that of a servant and ultimately our Lord and Savior, Jesus Christ is your Boss. This verse says it all.


"²⁴ And whatever you do, do it heartily, as to the Lord and not to men, ²⁴ knowing that from the Lord you will receive the reward of the inheritance; for you serve the Lord Christ. ²⁵ But he who does wrong will be repaid for what he has done, and there is no partiality."

Colossians 3: 23-25

May God bless all your sincere efforts and reward you openly!

Happy teaching!






We have followed a straight-forward outline to make it easy for the teacher. The sections of the session are written in the exact order it needs to be presented. Here are some guidelines to jumpstart your preparation:

- **Special word for you** is a small thought for you to meditate before you start preparing lessons for kids.
- The day's lessons begins from the title **Today's lesson** and ends with the **wrap-up**.
- You will find the following at the start of each lesson:
 - **Theme:** Which is the focus point slogan of the day
 - **Story:** The part of Peter's story you will be sharing with the kids
 - **Focus:** The central message which every activity of the day will point to.
 - **Bible Portion:** Make sure you read this portion from the Bible to get your inspiration.
- Every section will have some or all of these boxes:
 - **Things you will need:** Gives you the items you will need for that session. Therefore making a note of it for all the lessons before you go for shopping will save you from running back to the craft shop every day.
 - **Things to prepare:** This is the meson-plus you will have to prepare and keep ready at home before the camp starts.
 - **Tip:** This gives you helpful 'Do's' for the sessions and would also highlight the character and behavior of the kids you are handling.
 - **Attention:** This is a warning signpost of hazardous 'Don'ts', just to make sure you do not make the mistake 75% of the people do.
 - **Prop Tip:** Points you to a visual aid that you can use while you share the story.
- Also there are few notations we have used:
 - **Words in bold under any section** simply means that it is a message or question you directly speak to or ask the kids.
 - [Words in square brackets] are the answers expected from the kids.

That's all you need to know to make the best use of this manual. It's time to dive in!







Usually God is portrayed as a good or rather the best friend to children, which is very true. We as teachers have in mind that such a great God calls us His friends. But while presenting it to kids, the emphasis is given only on the friendly nature of God. As a result Jesus is seen more as a friend than God. Is there a problem in such a case? Yes! We tend to limit the greatness and power of God because when we say friend, we see him as someone equal to us. Yes, He made us his brothers and sisters by shedding His precious blood on the cross. Does that mean He is weak like us? No, He is still the powerful Almighty God who deserves fearful reverence. The more we magnify Him in our eyes as God, the more we get to experience Him as God. Is it not right to teach our children that He is the great matchless God who is humble enough to be our friend? This year we are aiming on sticking a balance between the godliness of Jesus and His humbleness in being our friend.

Who else could be a best example who saw Jesus as God and friend than Peter, one of Jesus' first disciples? Peter on his first encounter with Jesus saw Him as God and his response was, 'Go away from me Jesus. I am a sinner'. Very soon he found a friend in Jesus and he says, 'I love you Jesus'. This year's theme 'Do you love Me?' has been taken straight from the words of Jesus to an ordinary fisherman, Peter. His answer to this question made him do extra-ordinary things for God.

Our earnest prayers and great hope is that the kids will know that Jesus is The God and there is no other, which will result in repentance. They will also have the revelation that Jesus has made us His friends by paying a huge price on the cross and that their response to His question will be, 'I love you Jesus'.





Camp Days: 5

Duration per day: 2 hrs

A day's schedule:

Prepare the Nets! (40min)

- Singing time -25min
- Kids devotion time (Theme presentation & Memory verse) - 15min


Go Fishing! (50min)

- **Warm Welcome** - 5min
The kids are welcomed and given attendance.
- **Attention Puller** - 5mins
This activity will be used to catch the attention of the kids and focus them towards the day's lesson.
- **Story time** -25min
The story is shared by the teacher
- **Activity** - 5min
It has different names for different age groups. But it is basically about reminding the kids about the story and the message they have learnt and helps them implement it in practical life.
- **Do-it-yourself** - 7min
It is the craft the kids will do which will again lay an emphasis on the day's focus point.
- **Wrap-up** - 2-3min
You remind the kids of the day's lesson orally, pray and send them off to the next section

Count the Catch! (20min)

- Play Time - 15min
- Snack & video Time - 5min

Note: You might find that we have left 10min unscheduled. This is left deliberately in case of unplanned delays or time extensions. If unused till the end, you can use this to have some time of fellowship with the kids before the shuttle takes them home.



Day 1

Theme: I Obey

Story: Peter obeys Jesus	Focus: Jesus wants me to obey.	Bible Portion: Luke 5: 1-11
------------------------------------	--	---------------------------------------

A warm welcome:

Things you will need:

- Fish-Home-Attendance sheet (get an enlarged print out if necessary)
- Fish-Friends-Attendance sheet (one small fish for each kid)
- Crayons
- Double side cellophane tape/bell pins/cellophane tape

Things to prepare:

- Cut the fish tank and paste it on a hard sheet/ thermocol and hang it in any place inside the class.
- Cut pieces of small fishes - one for each kid.

Method:

- Invite the kids with a smile and make them sit in a circle around you.
- Drop all the crayons in the center of the class on the floor.
- Ask the name of the kids and write it on the fish and give it to the respective kid.
- Tell the kids that you will count from 1 to 20 by which they must have colored their fish.
- Once they are done coloring, take their fish and pin/stick it to the Fish Home.

Are all your fishes in the Fish's home? [Yes!] For the next few days we shall all stay together and become great friends. [Introduce yourself] . Will you be my friend?

The attention puller:

Things you will need:	Things to prepare:
<ul style="list-style-type: none"> • Nothing much! 	<ul style="list-style-type: none"> • List of instructions

O.B.E.Y Game:

- Give some instructions to the kids and they should obey immediately. Appreciate those who obey by saying a good word or giving a hi-fi.
- Here's a list of instructions for your reference:
 - Close your eyes
 - Hug your neighbor
 - Touch your nose
 - Do googly eyes
 - Nod your head
 - Tongue out

Obedience is good. Good children always obey. Jesus loves kids who obey. Today I am going to tell you a story about someone who obeyed.

⚠ ATTENTION!

Beginners do not take 'OUT' sportively because they do not understand it properly. It means REJECTION to them. Avoid using 'OUT' instead appreciate the ones who win and encourage others to win the next time. Very soon they will all start winning just to get a 'Good girl' or 'good boy' from you.

The Story:

Things you will need:	Things to prepare:
<ul style="list-style-type: none"> Ice-cream-stick-fishing-boat (refer appendix 3.a) Peter-James-John-Andrew-Jesus-puppet-images sheet 	<ul style="list-style-type: none"> Refer Appendix 3.a to learn how to prepare the fishing boat and the puppets

Story:

Have you seen boats? Fishes? Fishermen? What do Fishermen do? (Let the kids answer)

Simon was a fisherman who had a small boat. He loved His boat and he liked fishing very much. He would go with his brother, Andrew and his friends, James and John to the deep sea and catch big fishes.

One day as usual Simon got ready to go fishing. He took his big net and some yummy snacks to munch on during the day. He asked all his fishing partners to be ready too. They were all excited to go.

Very soon they all got into the boat and happily went into the deep waters to fish. They dropped their fishing nets into the sea and they waited for some fish to get caught in it. They waited and waited but no fish came. It was already 1 hour, then 2 hours, 3 hours, ... (Let the kids count)

Then it was evening. They were tired waiting and were hungry too. Simon and his fishing partners were very disappointed. They sadly pulled the net out and rowed back to the shore. They wanted to quickly clean their nets and go home as soon as possible.

While they were washing their nets, Jesus came near and asked for Simon's boat. Simon did not say "I will not give You, this is mine!" but he gave the boat happily to Jesus. Jesus started speaking from the boat. Soon many people gathered near the boat to hear Him speak. Simon and His friends were listening too.

After He finished speaking, He said to Simon, "Take you boat into the deep waters! Let's go fishing!"

Simon was surprised. He told Jesus with a low voice, "Sir, my friends and I have been fishing the whole day but there was no fish in the sea. But, because you are asking me, I will obey."

Jesus was very pleased with Simon's response. Soon Peter prepared his net and took Jesus to the deep. When he arrived at the place Jesus asked him to, he cast the net into the waters. Do you know what happened?


Hundreds of fish fell into the net. Simon was very happy. He was jumping for joy. He tried pulling the net himself but it was too heavy as there were too many fishes. He signaled his brother and friends to come and help him. What's his brother's name? (Andrew) Can you name his friends? (James and John). They all came and the pulled the heavy net with loads of fishes to the shore. Everyone was astonished and was very happy.

Simon was so happy that he obeyed Jesus and Jesus was very pleased with Him and gave him a new name 'Peter'. Do you like this name? (Yes!) We shall call him 'Peter' from now on. Jesus told Peter to follow Him and He will make him a great person. Jesus called all his fishing partners to follow Him too. Can you name them again for me?(Andrew, James, John).

It is always good to obey those above you. Peter obeyed and got the greatest privilege to be

Prop Tip!

Prepare the fishing boat and the puppets as detailed in the appendix . Use it as a visual aid as you share the story.



Jesus' friend i.e. God's friend. Who all should you obey? [Jesus, Parents, Teachers, grandparents, Pastor...]

Prayer:

Dear Jesus, Help me to obey. Amen!

The reminder:

Things you will need:	Things to prepare:
<ul style="list-style-type: none">• Nothing much!	<ul style="list-style-type: none">• List of instructions

O.B.E.Y Game:

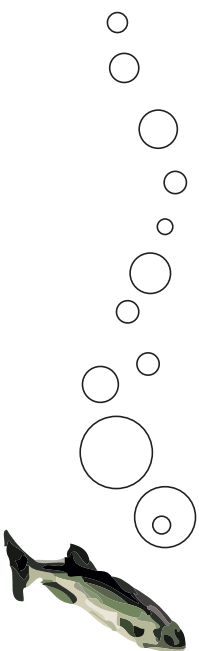
- This is similar to the O.B.E.Y game in the previous section. The only difference being these instructions must be something the kids hear in their day-to-day life. The kids respond acting out the instruction.
- Here's a list of real-time instructions for your reference:
 - Do your homework
 - Do not write on the wall
 - Drink milk
 - Pray to Jesus
- When you give the instructions make sure you do some actions representing it. This will make it easier for the kids to reply in action to you.

Tip!

Beginners do not mind repetitions, in fact they love it. It may seem boring to play the same game again and again for you but they will enjoy it just the way they did the first time. Have fun playing it all over again!

Do-it-Yourself:

Things you will need:	Things to prepare:
<ul style="list-style-type: none">• A small piece of satin ribbon for each kid• Paper-bead print out (one strip for each kid)• Half ice-cream stick for each kid.	<ul style="list-style-type: none">• Cut each paper bead separately make a bead out of it by sticking it's horizontal ends together using glue or cellophane tape• Tie one end of the satin ribbon to the ice-cream stick



Obey Bracelet:



- Give each kid a satin ribbon with the ice-cream stick on one end.
- Place the beads you have prepared in the center of the class.
- Ask the kids to search for a bead with the letter 'O'.
- Once they find it, help them thread the ribbon through the bead. The ice-cream stick will prevent the beads from falling out.
- Similarly, help them find and thread all the beads in order - 'O', 'B', 'E', 'Y'

Once done, untie the ice-cream stick from the ribbon and tie the bracelet to their wrist.


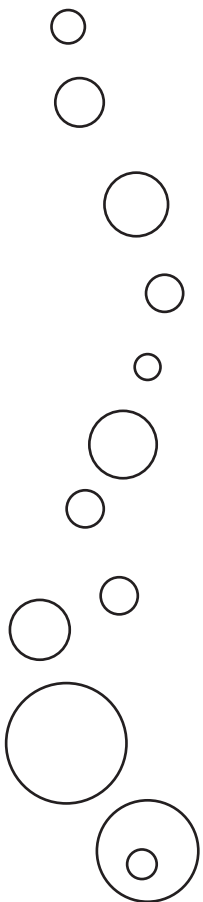
Optional ideas:

You can color the each letter in different colors so that it will be easier for the kids to search for the respective beads. (you can even write the letters yourself in different color papers and use)

Wrap-up:

As you finish this session remember to do the following important things:

- Recite the day's memory verse with them
- Remind the day's focus (We must obey)
- Pray thanking God for the day's lesson.



Day 2

Theme: I Pray

Story: Peter asks Jesus to help	Focus: Jesus wants me to talk to Him.	Bible Portion: Matthew 8:14-17/Mark 1:29-34/ Luke 4:38-41
---	---	---

A warm welcome:

Things you will need:

- Fish-Home-Attendance sheet with names of the kids stuck to it
- Fish-Friends-Attendance sheet and crayons (for new kids)

Things to prepare:

- Make sure Fish-Home-Attendance sheet is hung somewhere in the class

Method:

- Invite the kids with a smile and make them sit in a circle around you.
- Welcome the new kids if any. Get their names and write it on a fish each and give it to them.
- Make the other kids count from 1 to 20 softly within which they are supposed to color the fish.
- Once done, add those to the Fish-home.
- Ask a few questions reviewing yesterday's lesson. Here are a few examples:
 - Who is Peter? [A fisherman]
 - What was his old name? [Simon]
 - Why were Peter and his friends sad? [They did not find any fish / They did not get a catch]
 - Who came to Peter's boat? [Jesus]
 - What did Jesus ask him to do? [Go deep and fish]
 - Did he catch many fishes when he obeyed? [Yes]
 - Should we obey our parents? [Yes]
 - Will Jesus be happy when you obey? [Yes]

The attention puller:

Things you will need:	Things to prepare:
<ul style="list-style-type: none"> • A doll • Band-aids / bandages 	<ul style="list-style-type: none"> • Put some band-aids all over the doll and place it in the center of the class

Talk it out:

- Give the doll a common name say 'Sweety'.
- Frame a story as to why the doll is sad and has bandages all over.
- Ask the kids if they have been hurt anytime before and let the kids talk.
- Finally tell the kids that Sweety is hurt very badly and she needs help. Let's see what we should do.
- Then put the doll back into its cover so that it will not be a distraction for the story.



Here's an example for you:

This is Sweety. Can you see that she is very sad and crying? Do you know what happened? Let me tell you. Sweety was playing 'run and catch' game with her friends in the play ground. Suddenly, by mistake Rani came and hit her. They both fell. Sweety got hurt all over as you can see. Her mummy took her to the hospital and the doctor put band-aid to help her. It is still painful for her. Is there something we can do for her?

Have you got hurt anytime? Have you fallen down and scratched yourself? Or have you got fever any time? [Let the kids talk]

Tip!

Beginners do not mind repetitions, in fact they love it. It may seem boring to play the same game again and again for you but they will enjoy it just the way they did the first time. Have fun playing it all over again!

The Story:

Things you will need:

- A shawl / bedspread

Things to prepare:

- Nothing much!

Story:

Peter's wife's mother was very sad. She had high fever and was feeling very cold that she was shivering terribly. (You are Peter's mother-in-law. You know what to do!)

Can you show me how she was shivering? (Let the kids act)

Her body was aching all over and she could not eat anything properly.

That day Jesus had come to Peter's house for lunch. Peter's wife had cooked a tasty meal for Him. All of them sat around the dining table to eat. But someone was missing. Guess who? Peter's mother-in-law.

Peter also was very sad that someone in his family was very sick. But Peter knew Jesus can do many miracles. Do you think Jesus can heal make her alright? [Yes!] Why do you think Jesus can make her alright? [Because Jesus is the powerful God]

Peter thought so too. So he asked Jesus to help his mother-in-law. Jesus immediately said 'Yes!'. They took Him to the room where she was lying. (Remember you are the mother-in-law. You must be lying on the bed shivering. Have fun acting!)

Jesus went near her and took her by the hand. Immediately the fever and the pain left her. She stopped shivering. (Stop shivering) She jumped out of the bed and was so happy. She thanked Jesus for healing her. Peter and the entire family were so happy to see her healthy.

They happy family had the tasty lunch together. Soon all the sick people near Peter's home heard about this miracle and came to Jesus for help. Jesus healed all of them.

When you are sick, ask Jesus to heal you. He will heal.

(Before you pray, share your own healing testimony in three short sentences. Here's the gist:

Prop Tip!

BWrap the shawl around yourself and act as Peter's mother-in-law in the story.



1. I had pain in this area/ fever...
2. I asked Jesus to heal me...
3. Jesus healed me...

Prayer:

Dear Jesus, Heal me. Amen!

Ask the kids if any of their mom or dad or friends are sick. Make a short prayer for each kid who shares his/her prayer point individually.

⚠ ATTENTION!

Make sure your testimony is real and not a made one. Avoid details beyond pain, hurt, scratch or fever and cold. The beginners do not understand anything above these.

The reminder:

Things you will need:	Things to prepare:
<ul style="list-style-type: none"> • The doll with the band-aids or bandages 	<ul style="list-style-type: none"> • List of instructions

Talk it out:

- Take the doll out from the bag and place it in the center again. Ask the children what they should do for Sweetey? [Pray]
- Make the kids repeat a short prayer after you. E.g. Dear Jesus, heal Sweetey.

Do-it-Yourself:

Things you will need:	Things to prepare:
<ul style="list-style-type: none"> • I-pray coloring sheet - one for each kid • Crayons/ Sketches 	<ul style="list-style-type: none"> • Get as many copies of the I-pray sheet as required

- If you have enough time, you can make each kid repeat the prayer individually after you.

Prayer Journal:

- Give each kid a coloring sheet.

Ask them to color the picture and explain the drawing.



Wrap-up:

As you finish this session remember to do the following important things:

- Recite the day's memory verse with them
- Remind the day's focus (We must pray to Jesus)
- Pray thanking God for the day's lesson.

Day 3

Theme: I am Truthful

Story:
Peter did a big mistake

Focus:
Jesus wants me to be truthful

Bible Portion:
Matthew 26:69-75/ Mark 14: 66-72/ Luke 22: 54-62

A warm welcome:

Things you will need:

- Fish-Home-Attendance sheet with names of the kids stuck to it
- Fish-Friends-Attendance sheet and crayons (for new kids)

Things to prepare:

- Make sure Fish-Home-Attendance sheet is hung somewhere in the class

Method:

- Invite the kids with a smile and make them sit in a circle around you.
- Welcome the new kids if any. Get their names and write it on a fish each and give it to them.
- Make the other kids count from 1 to 20 softly within which they are supposed to color the fish.
- Once done, add those to the Fish-home.
- Ask a few questions reviewing yesterday's lesson. Here are a few examples:
 - Why was Peter's mother-in-law sad? [She had high fever]
 - Who came to Peter's house? [Jesus]
 - Did Peter ask Jesus to help? [Yes]
 - What did Jesus do? [Healed her]
 - When we are hurt or sick what should we do? [Pray to Jesus]

The attention puller:

Things you will need:

- Tell-a-story-Lie sheet

Things to prepare:

- Cut the sheet into three sets of picture as directed. Color the pictures (optional)

Tell a story:

- Show each picture set one by one.
- Help the kids to narrate the story. Give some common name for the kid in each of the story.
- Here's a gist of the story for your resference.
 - Set 1:
 - Mummy tells the boy not to eat the chocolates now (frame your own reason)

Tip!

Give the kids ample lot of time to build the story. Do not share your version until they take part. Few techniques that would trigger their active participation are as follows:

- Asking a lot of questions
- Appreciating those who answer-right/wrong.
- Calling a kid who is not participating by name and asking for his/her opinion.
- Not mocking silly answers.



- But when mummy is not there he disobeys eating one.
- When mummy asks 'who ate the chocolate?', he lies.
- Set 2:
 - Daddy asks him not to open the tap
 - But when daddy was not there, he opens the tap and the wastes water.
 - When daddy asks 'Who opened the tap?', he lies
- Set 3:
 - A few friends are playing together with nice toys.
 - One of them breaks a toy and hides it.
 - But when another friend finds the broken toy, the one who broke it lies that he did not break it.

Do good children lie? [No]. Are these children in the three pictures I showed you good? [No] Will Jesus be sad if you lie? [Yes] I am going to tell you how Peter made Jesus sad by lying.

The Story:

Things you will need:	Things to prepare:
<ul style="list-style-type: none"> Ice-cream-stick-cross 	<ul style="list-style-type: none"> Follow the instructions given in the appendix to make the cross

Story:

Jesus did many miracles. He healed all the sick people who came to Him. Everybody loved Jesus except a few bad people who were very jealous of Him. These wicked people wanted to kill Him.

They came to arrested Him lying to the authorities that he did bad things. But do you think Jesus did anything bad? [No! He did not do anything bad]

Everybody who loved Him were very upset, especially His 12 best friends. Can you name some of them? [Peter, Andrew, James, John]


They took Him into the house of the High priest for trial. Peter followed them from a distance. He sat outside the house with the servants of the house who were anxious to know what will happen. It was extremely cold. So the servants kindled some fire and sat around it. Soon Peter joined them.

One of the servant girls, saw Peter and recognized him. She said loudly, 'This man was with Jesus'. Peter was very afraid to admit that Jesus was his best friend. He thought to himself, 'What if they put me in jail too' and he lied. He said, 'I do not know who Jesus is'. Did he do the right thing? [No! He lied].

A little later another man who had seen him with Jesus, said, 'I have seen you with Jesus. You are also one of them'. Peter did not want to admit, so he lied again, 'I am telling you, I do not know Him'. Then after about an

Prop Tip!

Use the cross while narrating the last part of the story.



hour had passed, another confidently affirmed, saying, "Surely this fellow also was with Him, for he is a Galilean." But Peter said, 'I do not know what you are talking about'.

How many times did Peter lie? [3 times] Was it right or wrong? [Wrong] Would Jesus be happy when you lie? [No]

Jesus turned and looked at him. Peter realized his mistake. He felt very bad that He lied about his best friend, Jesus. He went to a lonely place and wept. I will tell you what happened to him tomorrow.

But I want to tell you what those wicked men did to Jesus. They accused Him falsely and bet Him with a whip. Then they hanged Him on a cross. Jesus died on the cross. But you know what! Jesus is All-Powerful God right. The wicked people could not kill him because He came back to life. He rose on the third day and He lives even today as our God. So who do you think Jesus is? [God!] He is so powerful. He is in heaven watching over you and me.

You make Jesus happy when you are truthful and sad every time you lie. Do you want to make Jesus happy or sad? [Happy] So should you lie or tell the truth? [Tell the truth]

Prayer:

Dear Jesus, Help me to be truthful always and make you happy. Amen!

The reminder:

Things you will need:	Things to prepare:
<ul style="list-style-type: none"> Tell-a-story-Truth sheet 	<ul style="list-style-type: none"> Cut the sheet into three sets of picture as directed. Color the pictures (optional)

Tell a story:

This is a repetition of the 'attention puller' activity except that the kid tells the truth at the end of each story.

- Show each picture set one by one. Help the kids to narrate the story. Remember to use the same names you used at first.
- Here's a gist of the story for your reference.
 - Set 1:
 - Mummy tells the boy not to eat the chocolates now (frame your own reason)
 - But when mummy is not there he disobeys eating one.
 - When mummy asks 'who ate the chocolate?', he says he is sorry and tells the truth.

Prop Tip!

Beginners do not mind repetitions, in fact they love it. It may seem boring to play the same game again and again for you but they will enjoy it just the way they did the first time. Have fun playing it all over again!

⚠ ATTENTION!

Make sure the kids understand that doing the mistake is wrong in the first place. You can do this by telling that kid felt sorry for his/her mistake and said he/she will never do it again.



- Set 2:
 - Daddy asks her not to open the tap
 - But when daddy was not there, she opens the tap and the wastes water.
 - When daddy asks ‘Who opened the tap?’, she says she is sorry and tells the truth.
- Set 3:
 - A few friends are playing together with nice toys.
 - One of them breaks a toy and hides it.
 - But when another friend finds the broken toy, the one who broke it says he is sorry and tells the truth.

Did these children tell the truth? [Yes] Would Jesus be happy? [Yes] Will you lie or tell the truth? [Tell the truth!]

Do-it-Yourself:

Things you will need:	Things to prepare:
<ul style="list-style-type: none"> • I-am-truthful sheet (extra copies if necessary) • Satin ribbon • Colors • Stapler/ glue • Safety pins • Ink pad (if you do not get one, dip a small piece of cotton cloth in some ink and put it in a small box) 	<ul style="list-style-type: none"> • Cut the badges from the sheet (one for each kid) • Paste it on a thick chart (optional) • Take a small piece of ribbon and fold into half and staple it to a corner. • Make a hole on top or make a loop with the remaining Satin ribbon for the safety pin.

I-am-truthful badge:


- Give each kid an I-am-truthful badge.
- Ask them to place their thumbs on the ink pad and mark the finger prints as a signature in the space given in the badge.
- Let them color the badge (optional)



Wrap-up:

As you finish this session remember to do the following important things:

- Recite the day’s memory verse with them
- Remind the day’s focus (We must not lie but say the truth always)
- Pray thanking God for the day’s lesson.



Day 4

Theme: I Love

Story: Peter loves Jesus	Focus: Jesus wants me to love Him.	Bible Portion: John 21:1-19
------------------------------------	--	---------------------------------------

A warm welcome:

Things you will need:

- Fish-Home-Attendance sheet with names of the kids stuck to it
- Fish-Friends-Attendance sheet and crayons (for new kids)

Things to prepare:

- Make sure Fish-Home-Attendance sheet is hung somewhere in the class

Method:

- Invite the kids with a smile and a hi-fi saying "Jesus loves you". Make them sit in a circle around you.
- Welcome the new kids if any. Get their names and write it on a fish each and give it to them.
- Make the other kids count from 1 to 20 softly within which they are supposed to color the fish.
- Once done, add those to the Fish-home.
- Ask a few questions reviewing yesterday's lesson. Here are a few examples:
 - Who was hung on the cross? [Jesus]
 - Did Jesus do any mistake? [No]
 - Who lied? [Peter]
 - Did Jesus come back to life? [Yes]
 - Is Jesus alive today and watching over you and me? [Yes]

The attention puller:

Things you will need:	Things to prepare:
<ul style="list-style-type: none"> • A small pebble or stone 	<ul style="list-style-type: none"> • Write 'Jesus loves you' on the pebble with whitener or some light nail paint. Or you can write it on a piece of paper and stick it on top of the pebble with cellophane tape or glue.

Jesus loves you:

- Show the pebble to the kids and read out what is written on it.
- Then hide it in one hand behind you so that no one knows.
- Now show both your closed palms to the kids and ask them to guess which hand has the pebble. The first one to raise his/her hands get to answer. A secret will be told to those who answer.
- Once a kid answers reveal the right answer.
- Whisper into his/her ears the big secret, 'Jesus loves you'.



- Repeat the game by hiding the pebble again and asking them to guess.
- Once everyone has had their turn make them tell the secret quite loud, 'Jesus loves you'

Did you know that because Jesus loves you, He listens to you when you talk to Him, He takes care of you, He keeps you safe and He is with you always? He wants to be your friend. Do you want to be Jesus' friend? Let me tell you who became Jesus' friend in today's story.

The Story:

Things you will need:	Things to prepare:
<ul style="list-style-type: none"> • A netted shawl 	<ul style="list-style-type: none"> • Nothing much!

Story:

Everybody who liked Jesus were still sad that Jesus died. They did not know that Jesus has come alive. Did Jesus come alive? [Yes!]

So Jesus appeared to them and showed them that He is alive. They were all so happy to see Jesus again. They thought He was dead and gone but now He was standing alive before them.

He appeared to His best friends too. Can you name some of them? [Peter, James, John, Andrew]

Which of His close friends lied? [Peter] Peter must have been scared to face Jesus right? [Yes!] He thought to himself that Jesus will not love him anymore.

One day he decided that he would go back to his old job which is fishing. The others who were with him also joined him. So all of them got into the boat and went to their usual fishing spot. To their disappointment, no fishes were found. They tried and tried, but they could catch nothing. Very upset they pulled out their nets and were on their way back to the shore. Just then Someone called from the shore and said, "Throw the net off the right side of the boat". They obeyed and threw the net to the right side of the boat.

To their surprise, hundreds of fish jumped out of the water. They were very happy. They caught 153 big fish that day.


Soon John realised that the person standing on the shore was Jesus. He immediately told Peter, 'Peter look, it is Jesus!' . The moment Peter heard it he jumped out of the water and swam to the shore. Peter was so happy to see Jesus. Jesus' smile told him that He had forgiven him for his mistake. Jesus had prepared some delicious breakfast for them. They all sat and enjoyed the food together.

After they had finished eating, Jesus said to Peter, "Do you love me?". Peter answered "Yes Jesus! You know I love you". Jesus asked the same question two more times. And Peter said he really loved Him. Jesus then gave him a bigger work than what he was doing - Jesus asked him to take care of His people.

Peter became a friend of Jesus again. Peter loved Jesus very much and obeyed Him all

Prop Tip!

Use the shawl as the fishing net in the story.



his life. He prayed for others and loved everyone. He became a true follower of Jesus. Tomorrow I will tell all the great things Peter did for God and for the people because he loved Jesus.

Prayer:

Dear Jesus, I love you. Please be my friend. Amen!

The reminder:

Things you will need:	Things to prepare:
<ul style="list-style-type: none"> A small pebble or stone 	<ul style="list-style-type: none"> Write 'Jesus loves you' on the pebble.

I love Jesus:

- This is a repetition of the 'attention puller' activity except that the kid tells the secret is 'I love Jesus'.
- Refer the attention puller for reference.

Do-it-Yourself:

Things you will need:	Things to prepare:
<ul style="list-style-type: none"> Kneaded flour - a small amount for each kid I-love-Jesus craft sheet - one chit for each kid. Glue Colors Satin Ribbon 	<ul style="list-style-type: none"> Knead the flour. Add some edible colors if possible. Cut the square chits from the sheet and paste it on a thick chart if possible. (one for each kid) Make a loop with the satin ribbon and pin it to the top of the chit.

I-love-Jesus wall hanging:



Tip!

Every time you do an activity or craft make sure you keep repeating the focus of the day's lesson. This will help the kids remember what they have learnt that day.

- Give each kid one I-love-Jesus chit and a small amount of the dough.
- Let the kids color the heart.




- Ask them to roll the dough into a thin stretch.
- Then the roll should be placed along the outline of the heart and glued to it.

Wrap-up:

As you finish this session remember to do the following important things:

1. Recite the day's memory verse with them
2. Remind the day's focus (Love Jesus and love one another)
3. Pray thanking God for the day's lesson.



Day 5

Theme: I Share

Story: Peter shares about Jesus with others.	Focus: Jesus wants me to talk about Him to others.	Bible Portion: Acts 4:1-18
--	--	--------------------------------------

A warm welcome:

Things you will need:

- Fish-Home-Attendance sheet with names of the kids stuck to it
- Fish-Friends-Attendance sheet and crayons (for new kids)

Things to prepare:

- Make sure Fish-Home-Attendance sheet is hung somewhere in the class

Method:

- Invite the kids with a smile. Make them sit in a circle around you.
- Once they settle ask them to tell the two secrets they learnt in yesterday's class - 'Jesus loves you' and 'I love Jesus'.
- Welcome the new kids if any. Get their names and write it on a fish each and give it to them.
- Make the other kids count from 1 to 20 softly within which they are supposed to color the fish.
- Once done, add those to the Fish-home.
- Ask a few questions reviewing yesterday's lesson. Here are a few examples:
 - Who died on the cross? [Jesus]
 - Who came back to life? [Jesus]
 - Did Peter love Jesus? [Yes]
 - Did Jesus love Peter? [Yes]

The attention puller:

Things you will need:	Things to prepare:
<ul style="list-style-type: none"> • Two Paper cups • A wire/cord. 	<ul style="list-style-type: none"> • Make a hole on the bottom of the paper cup. • One end of the string into one cup hole and secure it with the knot. • Do the same for other end in the second cup

Telephone:

- Hold one end of the telephone with you and give the other to one kid.
- Makes sounds as if making a call 'Trin trin! trin trin!'
- Start the conversation asking normal questions like 'What is your name?', 'What did you eat for breakfast?'...

Tip!

The best way to make this activity lively is to start with the most talkative kid of the class. This will motivate other kids to speak.



- Then ask him/her 'Who is Jesus?'. Let the kid answer.
- If he/she seems to struggle, help them with some answer E.g. 'Jesus is God', 'Jesus is my best friend', 'Jesus is the best doctor', 'Jesus protects'...
- Give turns for every kid in the class.

The Story:

Things you will need:	Things to prepare:
<ul style="list-style-type: none"> • A vessel 	<ul style="list-style-type: none"> • Nothing much!

Story:

Have you seen beggars in the road side? [Yes!] What do they do? [They ask for money and food]

There was a man who was lame from birth. He could not walk at all. He used to sit near the church gate and beg people for money because he could not go and work anywhere as he could not walk.

One day Peter and his friend, John were going to the church to pray. This beggar as usual asked them for alms as he would ask everybody.

When Peter and John looked at him, they knew he was very sad because he could not walk. He had to beg every day. They also knew that Jesus can heal him. Do you think Jesus heal him and make him walk again? [Yes]

So they looked at him and said, "Jesus has the power to heal you. Rise up and walk!". They helped him get up and immediately the man started walking. He was very happy. He went to everyone in the church and said he could walk again. Who healed Him? [Jesus]. Who told him about Jesus? [Peter and John].

When you find someone sick or need help, if you pray to Jesus for them, do you think Jesus will heal and help them? [Yes]. Tell what you know about Jesus to your friends and family because you love Him.

Prayer:

Dear Jesus, help me to talk about you to others. Amen!

Prop Tip!

Use the vessel to act as the beggar in the story.



The reminder:

Things you will need:	Things to prepare:
<ul style="list-style-type: none">Paper-cups telephone from attention puller	<ul style="list-style-type: none">Nothing much!

Share Jesus:

- Play the attention puller's telephone game again. This time directly ask questions like, 'Who is Jesus?', 'Is Jesus God?', 'Is He your friend?'...

Do-it-Yourself:

Things you will need:	Things to prepare:
<ul style="list-style-type: none">I-share-Jesus coloring sheet - one for each kid.Colors	<ul style="list-style-type: none">Make extra copies of the coloring sheet as required

I-share-Jesus:

- Give each kid one coloring sheet and let them color.
- Ask them about what the kids are doing in the picture and explain that they are talking about Jesus to each other.


Wrap-up:

As you finish this session remember to do the following important things:

1. Recite the day's memory verse with them
2. Remind the day's focus (I talk about Jesus)
3. Pray thanking God for the day's lesson.
4. Forget not to mention your church's Sunday school timings and invite them.


Tip!

Remember to repeat the focus of the day's lesson by asking questions about the picture and explaining it. This will help the kids remember what they have learnt that day.





12. APPENDIX

- 
1. Warm Welcome
 - a. Fish-Home-Attendance sheet
 - b. Fish-Friends-Attendance sheet
 2. Attention Puller
 - a. Tell-a-story-Lie sheet
 3. Story
 - a. Ice-cream-stick-fishing-boat
 - b. Peter-James-John-Andrew-Jesus-puppet-images sheet
 - c. Ice-cream-stick-cross instruction sheet
 4. The reminder
 - a. Tell-a-story-Truth sheet
 5. Craft
 - a. Paper-bead craft sheet
 - b. I-pray coloring sheet
 - c. I-am-truthful craft sheet
 - d. I-love-Jesus craft sheet
 - e. I-share-Jesus coloring sheet

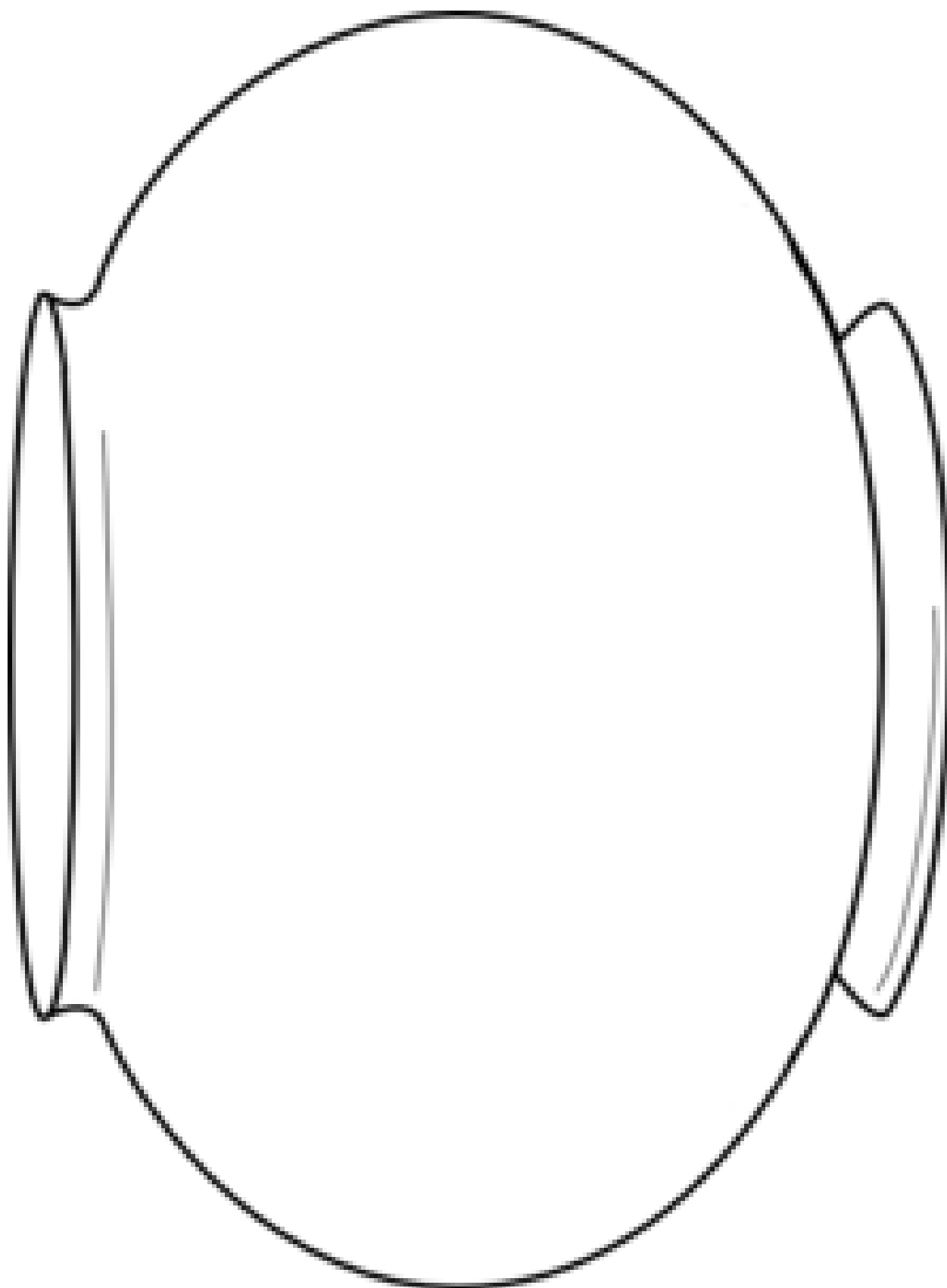
APPENDIX 1

WARM WELCOME

1.a Fish-Home-Attendance sheet

Warm Welcome


Kids Camp 2015



1.b Fish-Friends-Attendance sheet

Warm Welcome

Kids Camp 2015



APPENDIX 2


ATTENTION PULLER

2.a Tell-a-story-Lie sheet


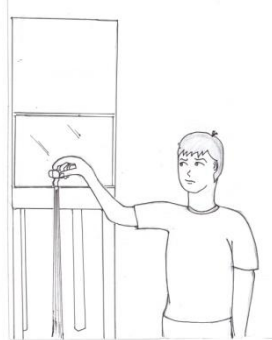

Attention Puller

Kids Camp 2015 - Day 3



1



2



3



APPENDIX 3


STORY

3.a Ice-cream-stick-fishing-boat sheet

Story Prop

Kids camp 2015 - Day 1

Instructions:




- Cut the face outlines given below and complete it using a sketch and stick it to half an ice-cream stick.
- Using four other ice-cream sticks make the boat.


3.b Peter-James-John-Andrew-Jesus-puppet-images

Story Prop


Kids camp 2015 - Day 1




JESUS




SIMON PETER



ANDREW



JAMES



JOHN

Instructions:

- Cut out the faces given above and complete the picture by drawing the parts.
- Cut an ice-cream stick into two. Paste a face onto a half ice-scream stick.

3.c Ice-cream-stick-cross instruction sheet

Story Prop

Kids camp 2015 - Day 3

Instructions:

Step 1: Stick two ice-cream sticks perpendicular to each other as shown.



Step 2: Tie around the horizontal stick a thread to give extra effects and color the cross. (optional)




APPENDIX 4
THE REMINDER

4.a Tell-a-story-Truth sheet


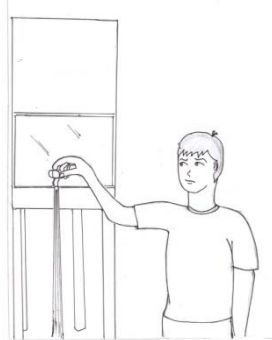

Reminder

Kids Camp 2015 - Day 3

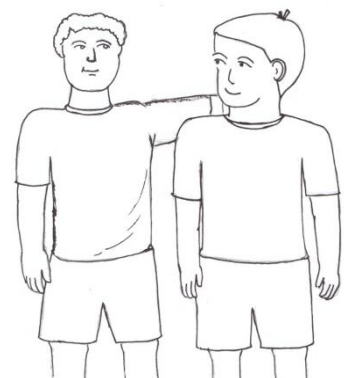

1



2



3



APPENDIX 5

DO IT YOURSELF

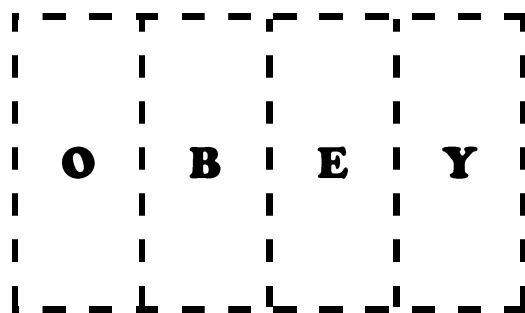
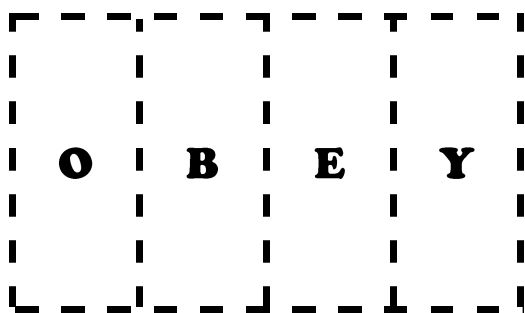


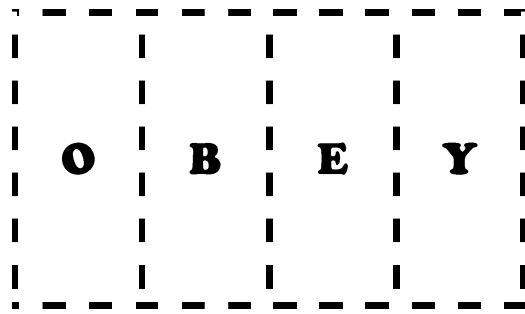

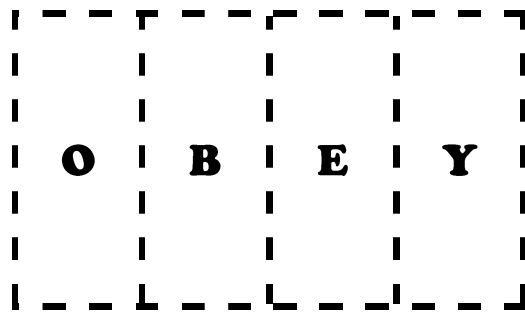

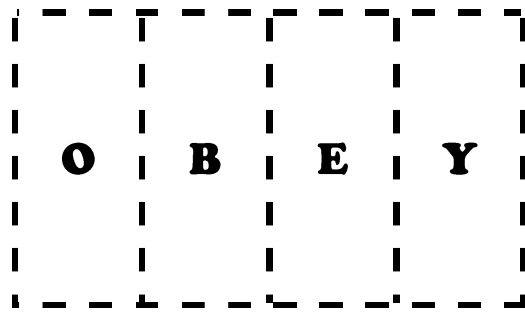

5.a Paper-bead craft sheet

Craft

Kids Camp 2015 - Day 1

Note!

- - - - Cut along these lines



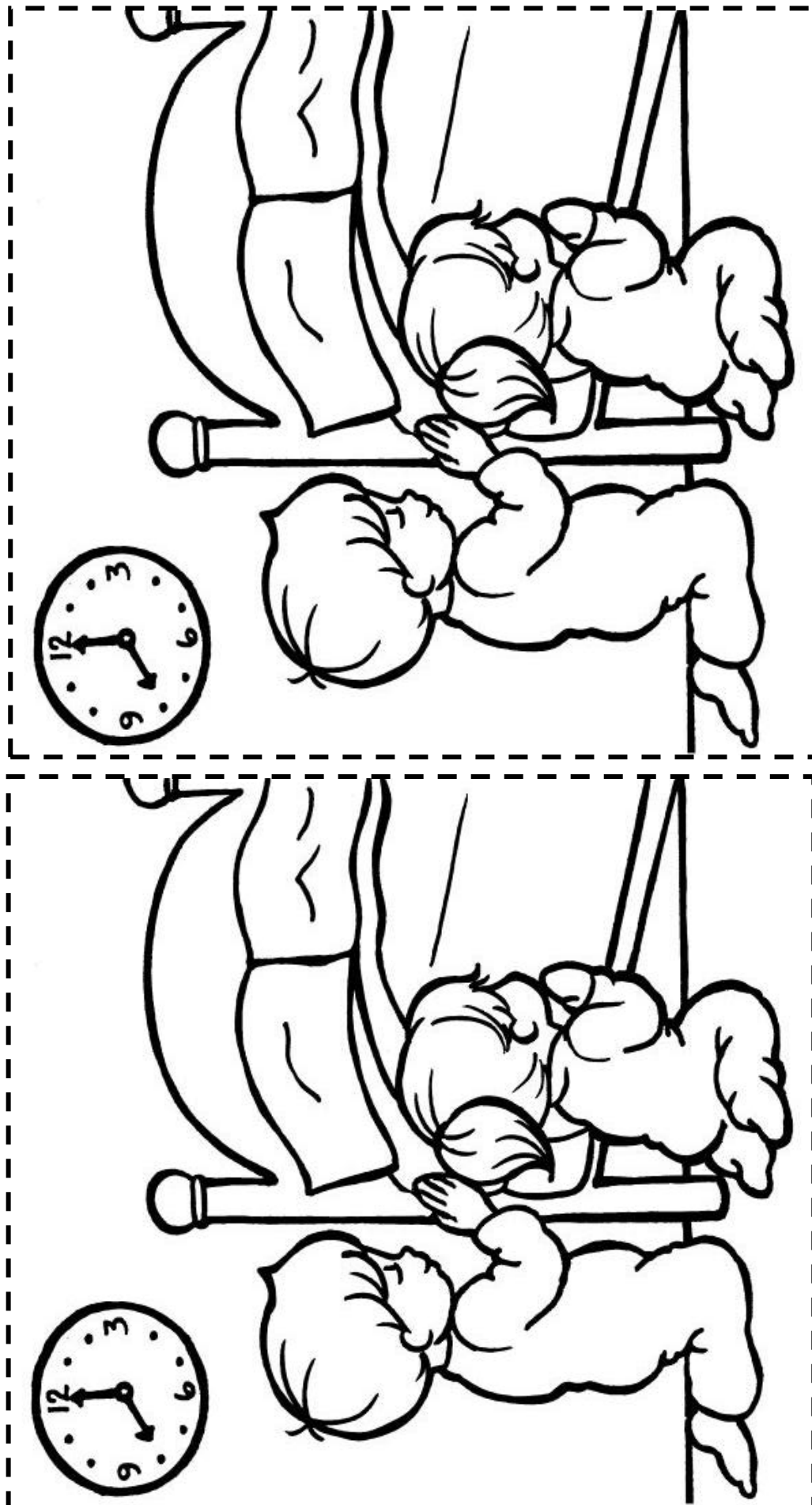
5.b I-pray coloring sheet

Craft

Kids Camp 2015 - Day 2

Note!

- - - - Cut along these lines









5.c I-am-truthful craft sheet

Craft

Kids Camp 2015 - Day 3

Note!

- - - - - Cut along these lines









5.d I-love-Jesus craft sheet

Craft

Kids Camp 2015 - Day 4

Note!

- - - - Cut along these lines



5.e I-share-Jesus coloring sheet

Craft

Kids Camp 2015 - Day 5

Note!

- - - - Cut along these lines

