

**GOD CREATED PEOPLE TO BE  
VIRTUOUS, BUT THEY HAVE  
EACH TURNED TO FOLLOW  
THEIR OWN DOWNWARD PATH.  
[ECCLESIASTES 7:29]**

1



**WHETHER YOU TURN TO THE  
RIGHT OR TO THE LEFT,  
YOUR EARS WILL HEAR A VOICE BEHIND  
YOU, SAYING,**

**"THIS IS THE WAY; WALK IN IT."**

**[ISAIAH 30:21]**





**FOR GOD SO LOVED THE WORLD  
THAT HE GAVE HIS ONE AND  
ONLY SON, THAT WHOEVER BELIEVES IN  
HIM SHALL NOT PERISH  
BUT HAVE ETERNAL LIFE. [JOHN 3:16]**





4

**MY SHEEP LISTEN TO MY VOICE;  
I KNOW THEM,  
AND THEY FOLLOW ME. [JOHN 10:27]**



2K Aadu | 4. Hakuna Matata Sheep





5


**LET US NOT NEGLECT OUR  
MEETING TOGETHER,  
AS SOME PEOPLE DO,  
BUT ENCOURAGE ONE  
ANOTHER [HEBREW 10:25]**







<Instructions>

SCRIPTURE FUNFAIR | SESSION 2

 **Goal:** The goal of this activity is to help children learn all the 5 key scripture verses of the camp.

 **Context:** Scripture funfair is a way to teach memory verses to the children. 5 locations are set up with the verses. The children are asked to go to those stations, learn the verses through a game and recite them to the station volunteer. On successful recitation, they are given a reward.

 **Things Needed:** Scripture Funfair verse sheets; small stickers/ bhindis, game props

 **People Needed:** 5 volunteers

 **Method:**

- Setup 5 stations in and around your church. If there are more kids, duplicate the stations.
- Each station will have two versions of the same verse hung on the wall. The shorter version (Black font) is for the Special kids and the longer version (black + grey font) is for the Strong and Deep kids.
- Each station will have a small game setup.
- Children learn the verse and then recite it to the volunteer at the station while playing the game.
- Here are some examples of the games:
  - Have two plastic balls and ask the children to juggle the balls as they recite the verse.
  - Have a book and ask the children to place the book on their heads and walk as they recite the verse.
  - Draw a matrix on the floor and ask the children to hop through the matrix as they recite the verse.
  - Ask the children to jump and say the verse.
  - You can use a hula loop/ bicycle tyre and ask the children to step inside it and give it a swirl.
- Once the kids have narrated the version appropriate to their age, give them their reward – a sticker.
- Announce the first few children who collect all 5 verses as the winners.
- You can find the scripture funfair posters here - <https://bit.ly/3TO370g>

Minutes	Session 1	Session 2	Session 3	Session 4	Session 5
10	Singing & Theme Presentation	Singing & Theme Presentation	Singing & Theme Presentation	Singing & Theme Presentation	Singing & Theme Presentation
20					
30					
40					
50	Class separation	Scripture Funfair	Carnival	Story Time	Discussion & Activity Time
60	2D Theatre				Camp Presentation
70					
80	Story Time			Discussion & Activity Time	
90					
100	Discussion & Activity Time	Discussion & Activity Time	Group Games		
110					
120					
130	Snacks & Fellowship	Snacks & Fellowship		Snacks & Fellowship	Snacks & Fellowship

